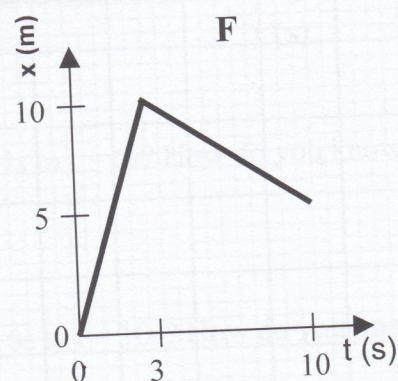
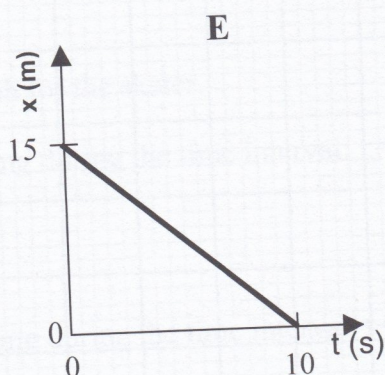
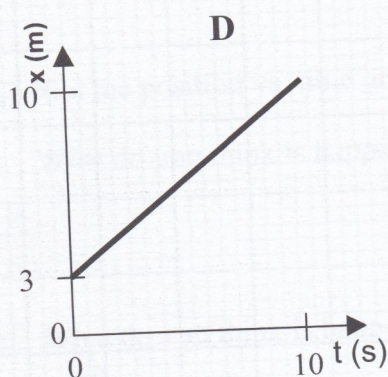
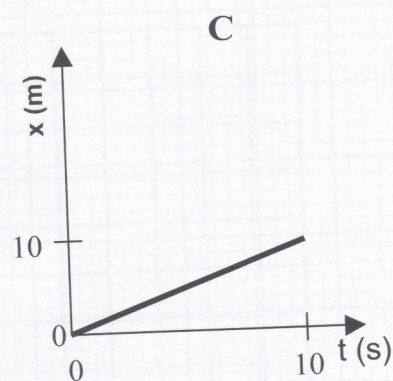
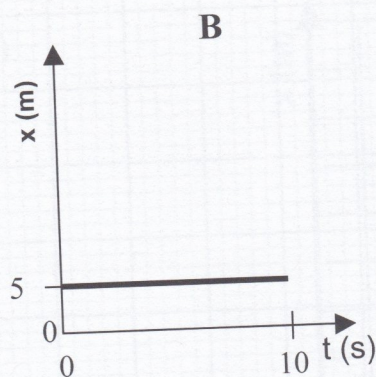
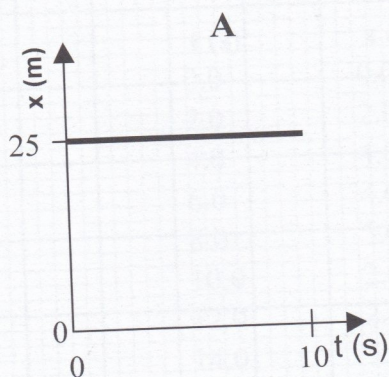


5. Rank the following:



a. Rank the graphs according to which show the greatest **average velocity** from the beginning to the end of the motion. (Zero is greater than negative, and ties are possible.)

Most pos. v 1 _____ 2 _____ 3 _____ 4 _____ 5 _____ 6 _____ Most neg. v

Explain your reasoning for your ranking:

b. Rank the graphs according to which show the greatest **average speed** from the beginning to the end of the motion.

Greatest 1 _____ 2 _____ 3 _____ 4 _____ 5 _____ 6 _____ Least

Explain your reasoning for your ranking: